

JCPT(HD)

Self-Propelled Scissor Lifts (Hydraulic Motor Drive)



Dingli JCPT0808HD JCPT1008HD JCPT1012HD JCPT1212HD

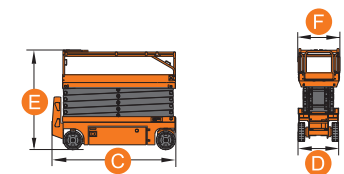
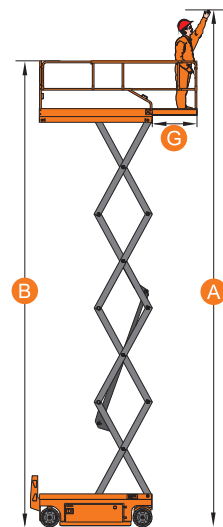
| | JCPT0808HD | JCPT1008HD | JCPT1012HD | JCPT1212HD |
|---------------------------------------|-------------|-------------|-------------|-------------|
| S.W.L | 380kg | 230kg | 450kg | 320kg |
| S.W.L On Extension | 113kg | 113kg | 113kg | 113kg |
| Max.Occupants | 2 | 2 | 2 | 2 |
| A Max.Working Height | 8.00m | 10.00m | 10.00m | 12.00m |
| B Max.Platform Floor Height | 6.00m | 8.00m | 8.00m | 10.00m |
| C Overall Length | 2.48m | 2.48m | 2.48m | 2.48m |
| D Overall Width | 0.81m | 0.81m | 1.15m | 1.15m |
| Overall Height(Rails Up) | 2.20m | 2.32m | 2.32m | 2.45m |
| E Overall Height(Rails Down) | 1.87m | 1.99m | 1.78m | 1.91m |
| Platform Size(Length/Width F) | 2.27m×0.81m | 2.27m×0.81m | 2.27m×1.12m | 2.27m×1.12m |
| G Platform Extension Size | 0.90m | 0.90m | 0.90m | 0.90m |
| Ground Clearance(Stowed) | 0.10m | 0.10m | 0.10m | 0.10m |
| Ground Clearance(Raised) | 0.019m | 0.019m | 0.019m | 0.019m |
| Wheelbase | 1.87m | 1.87m | 1.87m | 1.87m |
| Turning Radius(Inside/Outside) | 0m/2.10m | 0m/2.10m | 0m/2.20m | 0m/2.20m |
| Drive/Lifting Motor | 24V/3.3kW | 24V/3.3kW | 24V/3.3kW | 24V/4.5kW |
| Travel Speed(Stowed) | 3.5km/h | 3.5km/h | 3.5km/h | 3.5km/h |
| Travel Speed(Raised) | 0.8km/h | 0.8km/h | 0.8km/h | 0.8km/h |
| Up/Down Speed | 24/54sec | 28/40sec | 28/38sec | 45/36sec |
| Gradeability | 25% | 25% | 25% | 25% |
| Max.Working Slope(CE) | 1.5°/3° | 1.5°/3° | 1.5°/3° | 1.5°/3° |
| Max.Working Slope(ANSI) | 2°/3° | 2°/3° | 2°/3° | 2°/3° |
| Batteries | 4×6V/225Ah | 4×6V/225Ah | 4×6V/225Ah | 4×6V/240Ah |
| Integrated Charger | 24V/25A | 24V/25A | 24V/25A | 24V/25A |
| Tyres | Φ381×127mm | Φ381×127mm | Φ381×127mm | Φ381×127mm |
| Weight(CE) | 2085kg | 2140kg | 2615kg | 2945kg |
| Weight(ANSI) | 1985kg | 2140kg | 2215kg | 2510kg |

Standard Equipment

- Proportional Controls
- Self-lock Gate On Platform
- Automatic Pothole Protection
- Drivable At Full Height
- Onboard Diagnostic System
- Non Marking Tyre
- Automatic Brake System
- Emergency Lowering System
- Emergency Stop Button
- Cylinder Holding Valve
- Extended Platform
- Horn
- Forklift Pockets
- Charger Protection
- All Motion Alarm
- 2WD
- Safety Brackets
- Hour Meter
- Flashing Beacon
- Tilt Sensor With Alarm
- Folding Guardrails

Options

- Overload Sensor With Alarm
- AC Power To Platform
- Platform Work Lights
- Airline To Platform



Folding Guardrails



Compact Turning Radius




Swing Out Tray



Gradeability



Extended Platform



Flashing Beacon



Emergency Lowering System



Safety Bracket