

	A	C
hk 225 L5	6100 mm	8600 mm
hk 225 L6	6250 mm	8750 mm
hk 225 L7	6400 mm	8900 mm

STANDART



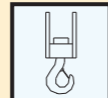
Dönüş Açısı
Slewing Angle



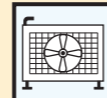
Koltuk
Seat



Hidrolik Yağ Tankı
Oil Tank



Kanca
Hook



Yağ Soğutucusu
Oil Cooler

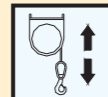
OPSİYONEL



İlave Mekanik Bom
Mechanic Extensions



İnsan Sepeti
Basket



Halat Tamburu
Winch

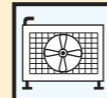


Uzaktan Kumanda
Remote Control



İlave Kumanda Dilimi
Additional Function

STANDART



Yağ Soğutucusu
Oil Cooler

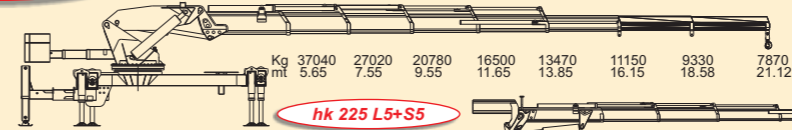
OPSİYONEL



İlave Kumanda Dilimi
Additional Function

Teknik bilgiler yol gösterici olup, bağlayıcı değildir. Ölçüleri, özellikleri değiştirme ve geliştirme hakkımız saklıdır.
Technical specialty is guider but not connective. Our changing right about size and feature is secret.

hk 225 L5



hk 225 L5+S5

Kg	mt	Kg	mt	Kg	mt	Kg	mt	Kg	mt	Kg	mt	Kg	mt	Kg	mt
7700	19.74	6750	21.54	5900	23.44	5150	25.44	4470	27.54	3870	29.74	3310	32.14	2800	34.66

hk 225 L5+S6

Kg	mt	Kg	mt	Kg	mt	Kg	mt	Kg	mt	Kg	mt	Kg	mt	Kg	mt
7530	19.85	6590	21.65	5750	23.55	5000	25.55	4330	27.65	3730	29.85	3190	32.15	2690	34.66

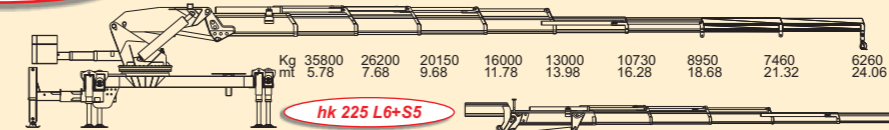
hk 225 L5+L5

Kg	mt	Kg	mt	Kg	mt	Kg	mt	Kg	mt	Kg	mt	Kg	mt	Kg	mt
7150	20.44	6000	22.84	5020	25.34	4200	27.94	3490	30.64	2870	33.44	2320	36.44	1830	39.55

hk 225 L5+L6

Kg	mt	Kg	mt	Kg	mt	Kg	mt	Kg	mt	Kg	mt	Kg	mt	Kg	mt
6980	20.53	5830	22.93	4870	25.43	4050	28.03	3340	30.73	2735	33.53	2200	36.43	1710	39.54

hk 225 L6



hk 225 L6+S5

Kg	mt	Kg	mt	Kg	mt	Kg	mt	Kg	mt	Kg	mt	Kg	mt	Kg	mt
6080	22.27	5350	24.02	4660	25.92	4020	27.97	3460	30.07	2950	32.27	2470	34.67	2030	37.19

hk 225 L6+S6

Kg	mt	Kg	mt	Kg	mt	Kg	mt	Kg	mt	Kg	mt	Kg	mt	Kg	mt
5920	22.38	5180	24.18	4520	26.02	3900	28.02	3330	30.18	2820	32.38	2360	34.68	1925	37.19

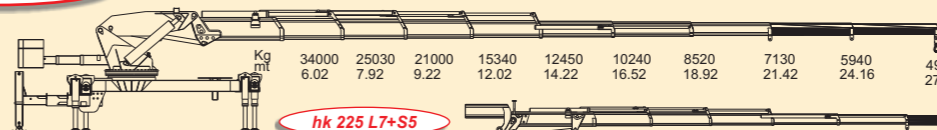
hk 225 L6+L5

Kg	mt	Kg	mt	Kg	mt	Kg	mt	Kg	mt	Kg	mt	Kg	mt	Kg	mt
5620	22.97	4690	25.37	3890	27.87	3200	30.47	2600	33.17	2080	35.97	1590	38.97	1170	42.08

hk 225 L6+L6

Kg	mt	Kg	mt	Kg	mt	Kg	mt	Kg	mt	Kg	mt	Kg	mt	Kg	mt
5450	23.06	4530	25.46	3740	27.96	3060	30.56	2460	33.26	1930	36.06	1475	38.96	1040	42.07

hk 225 L7



hk 225 L7+S5

Kg	mt	Kg	mt	Kg	mt	Kg	mt	Kg	mt	Kg	mt	Kg	mt	Kg	mt
4710	25.01	4100	26.81	3550	28.71	3040	30.71	2570	32.81	2140	35.01	1720	37.41	1340	39.93

hk 225 L7+S6

Kg	mt	Kg	mt	Kg	mt	Kg	mt	Kg	mt	Kg	mt	Kg	mt	Kg	mt
4560	25.12	3960	26.92	3410	28.82	2900	30.82	2430	32.92	2010	35.12	1610	37.42	1240	39.93

hk 225 L7+L5

Kg	mt	Kg	mt	Kg	mt	Kg	mt	Kg	mt	Kg	mt	Kg	mt	Kg	mt
4300	25.71	3560	28.11	2900	30.61	2330	33.21	1820	35.91	1360	38.71	940	41.71	575	44.82

hk 225 L7+L6

Kg	mt	Kg	mt	Kg	mt	Kg	mt	Kg	mt	Kg	mt	Kg	mt	Kg	mt
4150	25.80	3400	28.20	2550	30.70	2180	33.30	1680	36.00	1220	38.80	825	41.70	450	44.81

Katalogdaki fotoğraflar HİDROKON LTD.ŞTİ. nin izni olmadan kopyalanamaz.
The photographs in catalogue can't be copied without the permission of HİDROKON LTD. ŞTİ.

		hk 225 L5	hk 225 L6	hk 225 L7
Max. Kaldırma Momenti - Max. Lifting Moment	(Tm)	225	225	225
Max. Kaldırma Kapasitesi (3m. radüste) - Max. Lifting Capacity (at 3m. radius)	(Ton)	75	75	75
Hidrolik Bom Sayısı - Number of Hydraulic Boom	(Adet)	5	6	7
Max. Hidrolik Uzanma Mesafesi - Max. Hydraulic Reach	(m)	16.15	18.68	21.42
Max. Mekanik Uzanma Mesafesi - Max. Manuel Reach	(m)	21.12	24.06	27.00
Max. Dönüş Açısı - Max. Slewing Angle	(°)	Sürekli (Continuous)	Sürekli (Continuous)	Sürekli (Continuous)
Viç Şasi Yüksekliği - Crane Chassis Height	(mm)	380	380	380
Max. Çalışma Basıncı - Max. Working Pressure	(Bar)	250	250	250
Yağ Tankı Kapasitesi - Oil Tank Capacity	(lt)	706	726	746
Max. Çalışma Açısı - Max. Working Angle	(°)	85	85	85
A	(mm)	6100	6250	6400
B	(mm)	8600	8750	8900